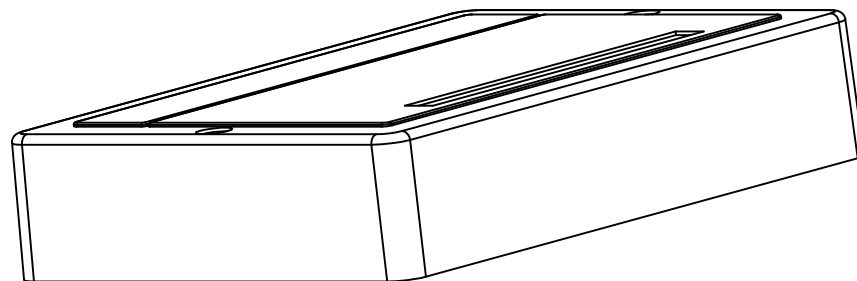
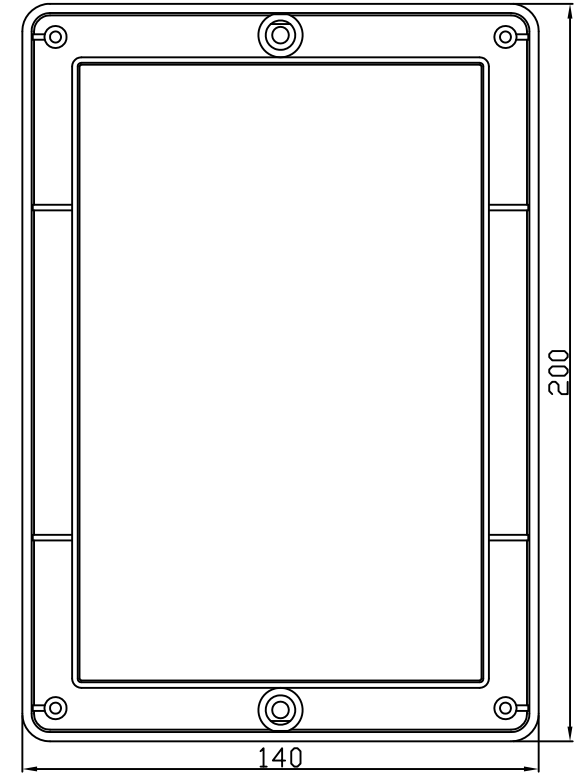
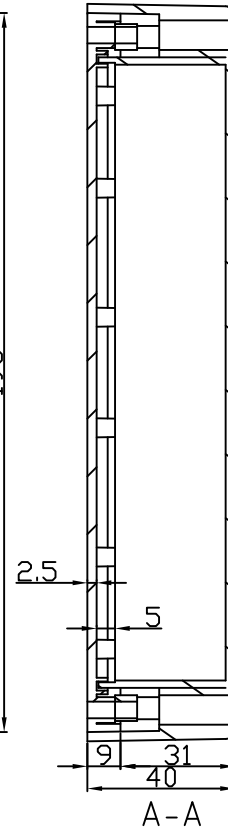
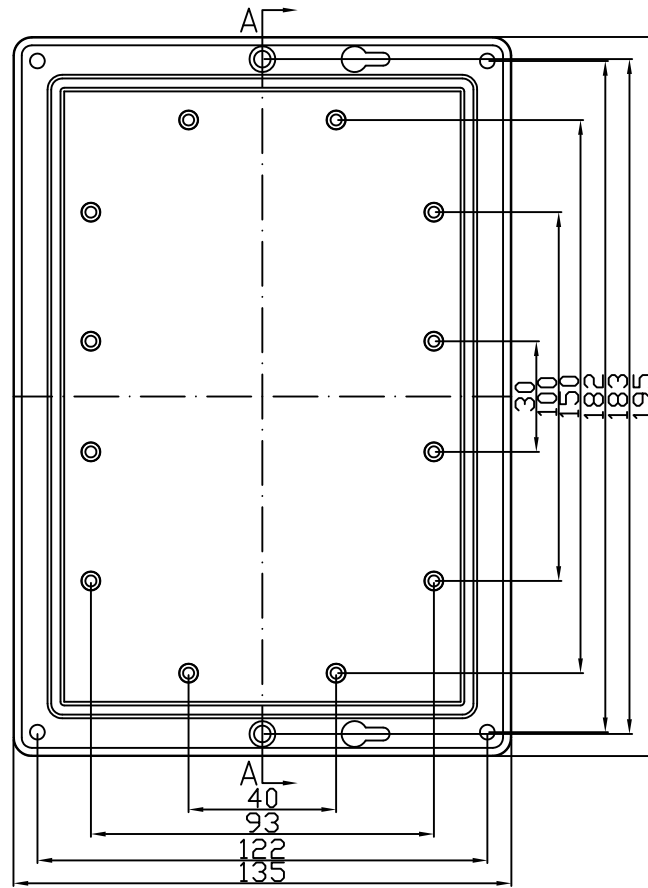


REVISION RECORD				
REV	ECD	DESCRIPTION	DRFT	CHKD



DETACHED LISTS			DRAWN	NAME	DATE	 <b>EVEREST</b> WWW.EVERESTCASE.COM	TITLE			
	TOLERANCES EXCEPT AS NOTED		CHECKED				PW050			
	MM		ENG APPR				DRAWING NO. PW050		SIZE	REV
	.0 ± 0.3	±	MATERIAL : ABS		/PART NO. 00		A4			
.00 ± 0.2	±	QT'Y :		DO NOT SCALE DRAWING		SHEET 1	OF 1			
.000 ± 0.1	±	FINISH:		SCALE : 1:1						
ANGLES ± 5°		FIRST ANGLE PROJECTION								